

# Career Paths in Aviation/Aerospace

Associates Degree (2 Years)			
Job Title	Entry Wage	Average Annual Salary	Experienced Wages
Aircraft Mechanic	\$30,800	\$53,600	\$64,900
Airplane Assemblers	\$30,300	\$45,700	\$53,400
Engineering Technicians	\$33,100	\$56,800	\$68,700
Mechanical Drafters	\$35,800	\$55,300	\$65,100



Short-term or On-the-Job Training (2-12 months)			
Job Title	Entry Wage	Average Annual Salary	Experienced Wages
Forklift Operator	\$23,200	\$33,200	\$38,100
Metal and Plastic Processing Workers	\$18,900	\$26,500	\$30,300
Quality Control Inspectors	\$21,900	\$38,100	\$46,200
Welding Machine Operators	\$27,500	\$36,700	\$41,300

Apprenticeship Path (2-5 years)			
Job Title	Entry Wage	Average Annual Salary	Experienced Wages
Machinists	\$25,400	\$39,500	\$46,600
Industrial Machinery Mechanics	\$32,400	\$47,100	\$54,400
Precision Assemblers	\$30,300	\$45,700	\$53,400
Stationary Engineers	\$28,300	\$48,500	\$58,500
Welder/Solderers	\$25,200	\$37,100	\$43,000

Broward County Staffing Pattern			
6-digit Occupation	Employed	Average Annual Wages	Annual Demand
Flight Attendants	2,105	\$57,300	259
Reservation and Transportation Ticket Agents and Travel Clerks	1,552	\$34,800	173
Airline Pilots, Copilots, and Flight Engineers	1,347	\$170,800	134
Aircraft Mechanics and Service Technicians	841	\$53,600	58
Laborers and Freight, Stock, and Material Movers, Hand	655	\$29,700	95
Commercial Pilots	315	\$80,200	27
Transportation Workers, All Other	266	\$38,800	32
Customer Service Representatives	195	\$32,300	26
First-Line Supervisors of Office and Administrative Support Workers	193	\$56,100	19
Cargo and Freight Agents	155	\$41,900	14
Remaining Component Occupations	1,546	\$61,100	153
<b>Total</b>	<b>9,187</b>		

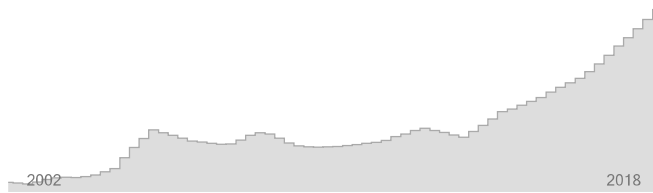
Educational Providers
Broward College
Atlantic Technical College
McFatter Technical College

Employment Distribution Type	Employed	%
Private	9,073	98.8%
Self-Employment	114	1.2%
Other Non-Covered	0	0.0%

Sources: JobsEQ (data pulled March 2019), CareerSource Broward and O\*NET

# Air Transportation Broward County, Florida – 2018Q4

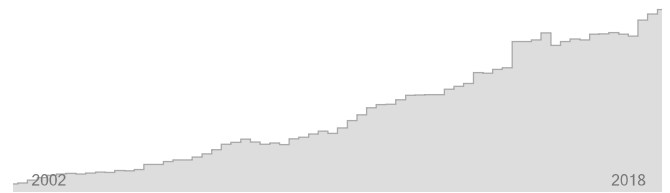
## EMPLOYMENT



**9,187**

Regional employment / **508,806** in the nation

## WAGES



**\$73,202**

Avg Wages per Worker / **\$86,589** in the nation

**7.3%** ↑

Avg Ann % Change Last 10 Years / **+0.2%** in the U.S.



**1.0%**

% of Total Employment / **0.3%** in the U.S.

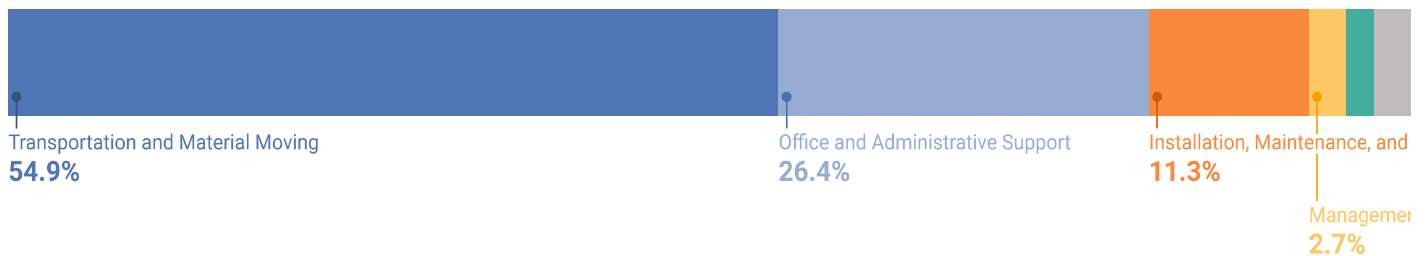


**5.3%** ↑

Avg Ann % Change Last 10 Years / **+4.2%** in the U.S.



## TOP OCCUPATION GROUPS



## TOP INDUSTRIES

Avg Ann % Change in Employment, Last 10 Years

**7.1%** ↑



Scheduled Passenger Air Transportation

**7.6%** ↑



Nonscheduled Chartered Passenger Air Transportation

**26.2%** ↑



Nonscheduled Chartered Freight Air Transportation